



# ***Ergonomic***

Efficient processes








## Ergonomic manual

A gravity bandsaw with a robust cast-iron arm and 27 mm high saw band. The machine is equipped with a large rotary table, which is a good basis for processing short pieces of material. Table synchronously rotated with the arm and so there is no initial cut of the belt to the underlying surface. The excellent output of the machine and long lifetime of the band result from these features: a saw band precision guide, an arm joint laid in preloaded tapered bearings, and synchronous running brush for chips removal. Band downfeed is ensured by the arm's self-weight. The descending speed is regulated by a hydraulic cylinder with an overflow valve. Saw arm is after cutting the lifted by hand. The machine offers two-sided angle cuts. The basic version of the machine is equipped with a frequency converter, which provides infinitely variable belt speed ranges from 20 m/min. to 120 m/min. This significantly increases blade life and productivity of the machine.

## Simple and productive



*Sturdy rotary table enabling material to be cut at an angle without debasing the finishing plate.*


*Hard-metal guidance of the saw band ensure high cutting accuracy.*



*A chip brush is always driven concurrently with the speed of saw blade in order to provide an ideal cleaning effect.*



*Freely adjustable control panel.*








*Vice fast-feed ability provides a possibility of quick re-adjustment of clamping jaws according to the size of material in just a few seconds.*










#### Ergonomic 320.258 DG / Technical parameters


|                                  |  |  |  |  |  |
|----------------------------------|---|---|---|---|---|
|                                  | 0°  | 258   | 320 x 100   | 275 x 250   | 250   |
| Right                            | 45°   | 210   | 210 x 100   | 185 x 245   | 195   |
| Right                            | 60°   | 135   | 135 x 100   | 135 x 110   | 110   |
| Left                             | 45°   | 185   | 195 x 100   | 150 x 250   | 170   |
| Working mode                     | manual  |   |   |   |   |
| Smallest sawing diameter         | ø 5 mm  |   |   |   |   |
| Shortest length of cut-off piece | 20 mm   |   |   |   |   |
| Saw band speed                   | 20 - 120 m/min  |   |   |   |   |
| Saw band dimensions              | 2 910 x 25 (27) x 0,9 mm  |   |   |   |   |
| Drive                            | 1,5 kW, 3 x 400 V, 50 Hz  |   |   |   |   |
| Machine dimensions               | Length - 1 500 mm / Width - 1 480 mm<br>Height - 2 000 mm / Weight - 390 kg         |   |   |   |   |

#### Ergonomic 340.278 DG / Technical parameters

|                                  |  |  |  |  |  |
|----------------------------------|---|---|---|---|---|
|                                  | 0°  | 278   | 340 x 100   | 340 x 275   | 275   |
| Right                            | 45°   | 260   | 230 x 100   | 230 x 255   | 230   |
| Right                            | 60°   | 155   | 145 x 100   | 145 x 115   | 115   |
| Left                             | 45°   | 205   | 220 x 100   | 145 x 275   | 180   |
| Working mode                     | manual  |   |   |   |   |
| Smallest sawing diameter         | ø 5 mm  |   |   |   |   |
| Shortest length of cut-off piece | 20 mm   |   |   |   |   |
| Saw band speed                   | 20 - 120 m/min  |   |   |   |   |
| Saw band dimensions              | 3 125 x 25 (27) x 0,9 mm  |   |   |   |   |
| Drive                            | 1,5 kW, 3 x 400 V, 50 Hz  |   |   |   |   |
| Machine dimensions               | Length - 1 700 mm / Width - 1 570 mm<br>Height - 2 100 mm / Weight - 400 kg           |   |   |   |   |

## Accessories, material conveyors

Ergonomic bandsaw is supplied with unrivalled equipment. With intelligent optional equipment and accessories, the machine may be adapted precisely to individual requirements. With a wide range of accessories and connection pieces to BOMAR bandsaws, the handling "M" System is an ideal partner for handling material in your workshop.



### Innovative accessories



#### **Micro-spray-system**

For ideal cutting of pipes and profiles, the micro-spray unit applies a grease film on the teeth points and lateral sides of the saw band.



#### **Laser liner**

The laser unit copies the exact line in the saw band axis to the material. Laser Liner allows precise adjustment of the marked material.



#### **Tenzomat**

A precise measuring tool for the control of the saw band tension when a new band is installed.



#### **Workspace lighting**

A lamp for lighting the workspace, adjustable and mounted on the flexible arm.



#### **Additional coolant inflow**

The additional coolant inflow is used for extra wide materials. If there is a need to get more coolant during the cut.



#### **Pistol for machine cleaning**

Tool for fast and easy cleaning of the machine from chips and burrs.

*For more information about the machine and the possibility of extending it, please contact our sales department.*




### Sample assembly

Ergonomic 320.258 DG  
Conveyors M330 with steel rollers  
Conveyors M330 with steel rollers  
Connection part M 330 right  
Connection part M 330 left  
Manual material length-stop with digital display  
Fixed vertical steel rollers, 4 pcs.

## System M / material conveyors

Highly flexible handling solution for feeding medium weight materials. With the bearing capacity up to 150 kg/m, a wide range of optional accessories, and connection pieces to BOMAR bandsaws, the M System is ideal for handling material in your workshop. Thanks to their default length of 2 and 3 m, roller tracks may be flexibly adjusted to any environment.





# Ergonomic semiautomatic

Universal semiautomatic bandsaw with a robust cast-iron arm and 27 mm high saw band. Material clamping and arm downfeed are controlled hydraulically. The material feeding is manual. The complete cutting cycle is started by pressing the Start button. After material cutting, the arm of the machine is automatically returned to the top adjustable position. Switching the machine to manual mode allows you to control all machine functions separately. Cast iron arm provide a better absorption of vibrations during cutting than the arm from a welded construction. The saw band is driven by a double-speed industrial motor and an oil-bath worm gearbox. The double-sided swivelling arm with the 45°- 60° range (at a stable position of the clamped material) and a robust vice ensures a universal use of the saw.

## Flexible solution



Sturdy rotary table enabling material to be cut at an angle without debasing the finishing plate.



Freely adjustable control panel.



A chip brush is always driven concurrently with the speed of saw blade in order to provide an ideal cleaning effect.

Vice fast-feed ability provides a possibility of quick re-adjustment of clamping jaws according to the size of material in just a few seconds.




**Ergonomic 320.258 DGH**


|                                  |   |     |           |     |
|----------------------------------|---|-----|-----------|-----|
|                                  | 0°  | 258 | 320 x 100 | 250 |
| Right                            | 45°   | 210 | 210 x 100 | 195 |
| Right                            | 60°   | 135 | 135 x 100 | 110 |
| Left                             | 45°   | 185 | 195 x 100 | 170 |
| Working mode                     | semiautomatic   |     |           |     |
| Smallest sawing diameter         | ø 5 mm  |     |           |     |
| Shortest length of cut-off piece | 20 mm   |     |           |     |
| Saw band speed                   | 20 - 120 m/min  |     |           |     |
| Saw band dimensions              | 2 910 x 25 (27) x 0,9 mm  |     |           |     |
| Drive                            | 1,5 kW, 3 x 400 V, 50 Hz  |     |           |     |
| Machine dimensions               | Length - 1 500 mm / Width - 1 480 mm<br>Height - 2 000 mm / Weight - 390 kg |     |           |     |

**Ergonomic 340.278 DGH**

|       |     |     |           |     |
|-------|-----|-----|-----------|-----|
|       | 0°  | 278 | 340 x 100 | 275 |
| Right | 45° | 260 | 230 x 100 | 230 |
| Right | 60° | 155 | 145 x 100 | 115 |
| Left  | 45° | 205 | 220 x 100 | 180 |


|                                  |   |  |  |  |
|----------------------------------|---|--|--|--|
| Working mode                     | semiautomatic   |  |  |  |
| Smallest sawing diameter         | ø 5 mm  |  |  |  |
| Shortest length of cut-off piece | 20 mm   |  |  |  |
| Saw band speed                   | 20 - 120 m/min  |  |  |  |
| Saw band dimensions              | 3 125 x 25 (27) x 0,9 mm  |  |  |  |
| Drive                            | 1,5 kW, 3 x 400 V, 50 Hz  |  |  |  |
| Machine dimensions               | Length - 1 700 mm / Width - 1 570 mm<br>Height - 2 100 mm / Weight - 400 kg |  |  |  |

**Ergonomic 375.308 DGH**


|                                  |   |     |           |     |
|----------------------------------|---|-----|-----------|-----|
|                                  | 0°  | 308 | 375 x 100 | 305 |
| Right                            | 45°   | 210 | 235 x 200 | 200 |
| Right                            | 60°   | 150 | 150 x 95  | 95  |
| Left                             | 45°   | 210 | 225 x 200 | 200 |
| Working mode                     | semiautomatic   |     |           |     |
| Smallest sawing diameter         | ø 5 mm  |     |           |     |
| Shortest length of cut-off piece | 20 mm   |     |           |     |
| Saw band speed                   | 20 - 120 m/min  |     |           |     |
| Saw band dimensions              | 3 380 x 25 (27) x 0,9 mm  |     |           |     |
| Drive                            | 2,2 kW, 3 x 400 V, 50 Hz  |     |           |     |
| Machine dimensions               | Length - 1 800 mm / Width - 1 570 mm<br>/ Height - 2 100 mm / Weight - 410 kg |     |           |     |

## Accessories, material conveyors

Ergonomic bandsaw is supplied with unrivalled equipment. With intelligent optional equipment and accessories, the machine may be adapted precisely to individual requirements. With a wide range of accessories and connection pieces to BOMAR bandsaws, the handling "M" System is an ideal partner for handling material in your workshop.



### Innovative accessories



#### **Micro-spray-system**

For ideal cutting of pipes and profiles, the micro-spray unit applies a grease film on the teeth points and lateral sides of the saw band.



#### **Laser liner**

The laser unit copies the exact line in the saw band axis to the material. Laser Liner allows precise adjustment of the marked material.



#### **Tenzomat**

A precise measuring tool for the control of the saw band tension when a new band is installed.



#### **Workspace lighting**

A lamp for lighting the workspace, adjustable and mounted on the flexible arm.



#### **Additional coolant inflow**

The additional coolant inflow is used for extra wide materials. If there is a need to get more coolant during the cut.



#### **Pistol for machine cleaning**

Tool for fast and easy cleaning of the machine from chips and burrs.

*For more information about the machine and the possibility of extending it, please contact our sales department.*






#### Sample assembly

Ergonomic 320.258 DGH  
Conveyors M330 with steel rollers  
Conveyors M330 with steel rollers  
Connection part M 330 right  
Connection part M 330 left  
NC material length-stop  
Fixed vertical steel rollers, 4 pcs.

### System M / material conveyors

Highly flexible handling solution for feeding medium weight materials. With the bearing capacity up to 150 kg/m, a wide range of optional accessories, and connection pieces to BOMAR bandsaws, the M System is ideal for handling material in your workshop. Thanks to their default length of 2 and 3 m, roller tracks may be flexibly adjuste to any environment.




#### MNCA - CNC material length stop

The length is shown directly on the material stop, displaying a precise position in real time. The displaying system offers various options of process setting and optimization.

# Ergonomic automatic

The automatic Ergonomic band saws always feature high cutting output. The new GANC series of saws fits in among them well with its cutting output and will gain you over with a series of innovative solutions. In addition to the synchronously driven chip brush and rotary control panel, the distinctive novelties of this series particularly include stepless adjustment of the saw band speed within the range of 20 to 120 m/min. Simple processes, quick cycle times and short residual pieces make this machine an ideal partner for series production. Thanks to the VisualDialog control system, operation is executed in short steps on the individual screens, and it is also possible to cut small series economically.


## Flexible solution



*The automatic cutting pressure regulation automatically adapts the cutting feed and pressure to the material. The result is higher cutting output and longer service life.*



*Freely adjustable control panel.*







*The entire material feeding area is designed as a transit roll-way with embedded rollers.*









#### Ergonomic 320.258 GANC

|                          |  |  |  |  |
|--------------------------|---|---|---|---|
|                          | 0°  | 258   | 320 x 100   | 250   |
| Right                    | 45°   | 210   | 210 x 100   | 195   |
| Right                    | 60°   | 135   | 135 x 100   | 110   |
| Working mode             | automatic   |   |   |   |
| Smallest sawing diameter | ø 5 mm  |   |   |   |
| Length of cut-off piece  | 150 mm  |   |   |   |
| Saw band dimensions      | 2 910 x 25 (27) x 0,9 mm  |   |   |   |
| Drive                    | 1,5 kW, 3 x 400 V, 50 Hz  |   |   |   |
| Saw band speed           | 20 - 120 m/min  |   |   |   |
| Machine dimensions       | Length - 2 050 mm / Width - 2 650 mm<br>Height - 1 750 mm / Weight - 650 kg         |   |   |   |

#### Ergonomic 340.278 GANC



|                          |   |     |           |     |
|--------------------------|---|-----|-----------|-----|
|                          | 0°  | 278 | 340 x 100 | 275 |
| Right                    | 45°   | 260 | 230 x 100 | 230 |
| Right                    | 60°   | 155 | 145 x 100 | 115 |
| Working mode             | automatic   |     |           |     |
| Smallest sawing diameter | ø 5 mm  |     |           |     |
| Length of cut-off piece  | 150 mm  |     |           |     |
| Saw band dimensions      | 3 125 x 25 (27) x 0,9 mm  |     |           |     |
| Drive                    | 1,5 kW, 3 x 400 V, 50 Hz  |     |           |     |
| Saw band speed           | 20 - 120 m/min  |     |           |     |
| Machine dimensions       | Length - 2 050 mm / Width - 2 650 mm<br>Height - 1 800 mm / Weight - 700 kg |     |           |     |

#### Ergonomic 375.308 GANC

|                          |  |  |  |  |
|--------------------------|---|---|---|---|
|                          | 0°  | 308   | 375 x 100   | 305   |
| Right                    | 45°   | 245   | 235 x 200   | 200   |
| Right                    | 60°   | 140   | 160 x 95  | 95  |
| Working mode             | automatic   |   |   |   |
| Smallest sawing diameter | ø 5 mm  |   |   |   |
| Length of cut-off piece  | 150 mm  |   |   |   |
| Saw band dimensions      | 3 380 x 25 (27) x 0,9 mm  |   |   |   |
| Drive                    | 2,2 kW, 3 x 400 V, 50 Hz  |   |   |   |
| Saw band speed           | 20 - 120 m/min  |   |   |   |
| Machine dimensions       | Length - 2 050 mm / Width - 2 860 mm<br>Height - 1 750 mm / Weight - 650 kg           |   |   |   |

# Accessories, material conveyors

Ergonomic bandsaw is supplied with unrivalled equipment. With intelligent optional equipment and accessories, the machine may be adapted precisely to individual requirements. With a wide range of accessories and connection pieces to BOMAR bandsaws, the handling "M" System is an ideal partner for handling material in your workshop.



## Innovative accessories



### **Micro-spray-system**

For ideal cutting of pipes and profiles, the micro-spray unit applies a grease film on the teeth points and lateral sides of the saw band.



### **Laser liner**

The laser unit copies the exact line in the saw band axis to the material. Laser Liner allows precise adjustment of the marked material.



### **Tenzomat**

A precise measuring tool for the control of the saw band tension when a new band is installed.



### **Hydraulic bundle clamping device**

Device for clamping materials in layers and bundles with the use of an additional vertical clamping unit.



### **Workspace lighting**

A lamp for lighting the workspace, adjustable and mounted on the flexible arm.



### **Additional coolant inflow**

The additional coolant inflow is used for extra wide materials. If there is a need to get more coolant during the cut.



### **Pistol for machine cleaning**

Tool for fast and easy cleaning of the machine from chips and burrs.



### **Clamping pressure regulation**

Clamping pressure of both clamping cylinders is set centrally to prevent deformations of thin-walled pipes and profiles.





#### **Sample assembly**

Ergonomic 375.308 GANC  
Conveyors M330 with steel rollers  
Connection part M 330 left  
Fixed vertical steel rollers, 4 pcs.



#### **Hydraulic blade tensioning indicator**

The saw band tension indicator provides permanent control of the band tension, even during the machine operation.

### **System M / material conveyors**

Highly flexible handling solution for feeding medium weight materials. With the bearing capacity up to 150 kg/m, a wide range of optional accessories, and connection pieces to BOMAR bandsaws, the M System is ideal for handling material in your workshop. Thanks to their default length of 2 and 3 m, roller tracks may be flexibly adjuste to any environment.



*For more information about the machine and the possibility of extending it, please contact our sales department.*



**BOMAR, spol. s r.o.**

Těžební 1236/1  
627 00, Brno  
Česká Republika

Tel. + 420 533 426 100  
[info@bomar.cz](mailto:info@bomar.cz)

**[www.bomar.cz](http://www.bomar.cz)**